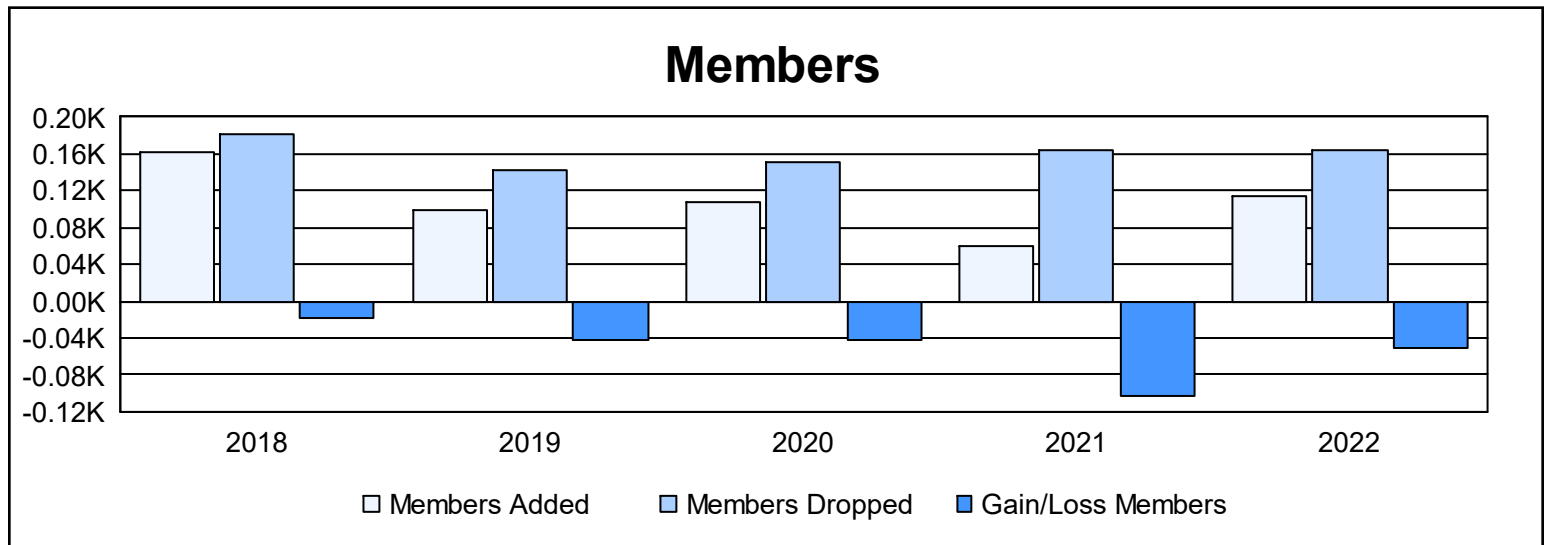
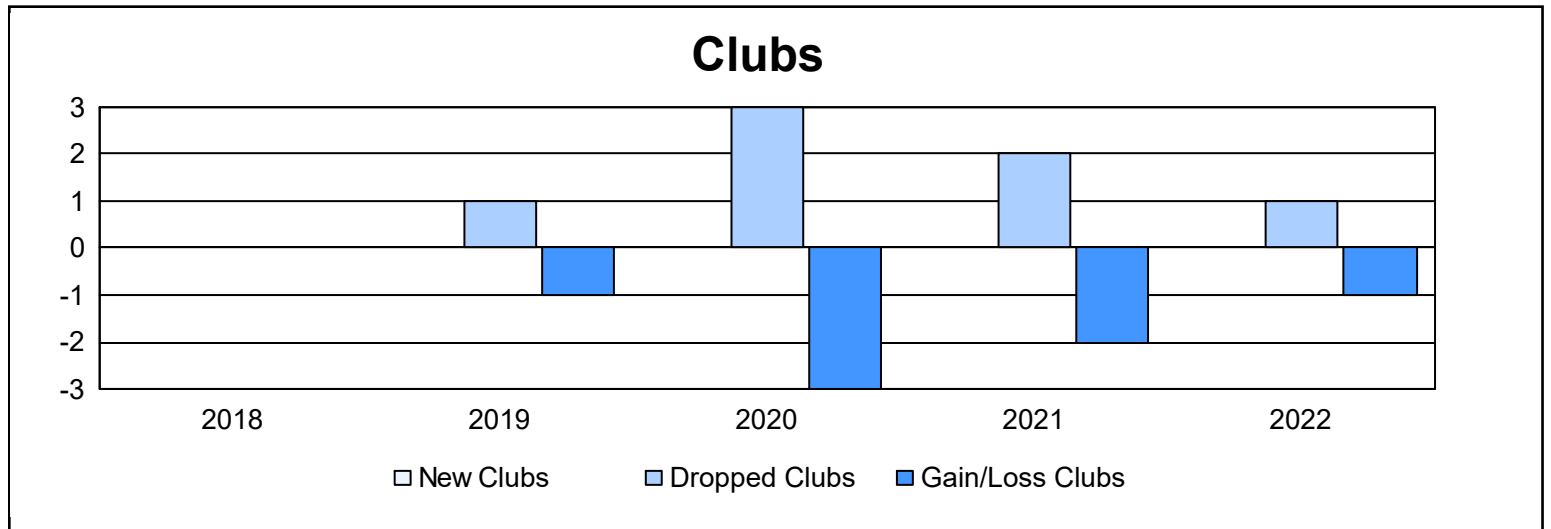
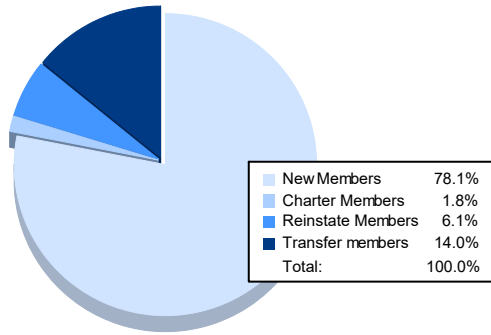


Year	New Clubs	Dropped Clubs	Gain/ Loss Clubs	New Members	Charter Members	Reinstate Members	Transfer Members	Total Member Added	Total Members Dropped	Gain/ Loss Members
2017-2018	0	0	0	134	0	11	17	162	181	-19
2018-2019	0	1	-1	84	1	3	11	99	142	-43
2019-2020	0	3	-3	82	1	10	15	108	150	-42
2020-2021	0	2	-2	49	0	3	8	60	164	-104
2021-2022	0	1	-1	89	2	7	16	114	165	-51
<b>Average</b>	<b>0</b>	<b>1</b>	<b>-1</b>	<b>88</b>	<b>1</b>	<b>7</b>	<b>13</b>	<b>109</b>	<b>160</b>	<b>-52</b>



### Membership Composition June 2022 Cumulative



### Gender Composition June 2022 Cumulative

